



# Dream Kitchens

Designed by Lowe's® and Whirlpool®





## Whirlpool® Cook's Kitchen Appliance Package Options



### Combination oven GMC305PD

- 4.3 cu. ft. lower oven capacity
- AccuBake® heat distribution system (lower)—surrounds foods with even temperatures for consistent results every time
- 900 Watts microwave upper oven cooking power

Lowe's Price \$ \_\_\_\_\_

27" Combo oven GMC275PD with similar features \$ \_\_\_\_\_



### 30" Cooktops RCC3024L (electric) SCS3014L (gas)

- CleanTop® ceramic surface (RCC3024L)
- High-speed radiant elements (RCC3024L)
- 12,500 BTU Power™ burner (SCS3014L)
- Sealed burners (SCS3014L)

Lowe's Price \$ \_\_\_\_\_ / \$ \_\_\_\_\_



### Microwave hood combination (MHC) MH1150M

- 1.5 cu. ft. capacity
- 1000 Watts cooking power
- Stoppable, sunken glass turntable—creates more usable cooking space for oversized dishes

Lowe's Price \$ \_\_\_\_\_



### Double oven RBD305PD

- 4.3/4.3 cu. ft. upper/lower oven capacity
- AccuBake® heat distribution system—surrounds foods with even temperatures for consistent results every time
- Custom Broil—allows you to set your own broiling temperatures

Lowe's Price \$ \_\_\_\_\_

27" Double oven RBD275PD with similar features \$ \_\_\_\_\_



### 36" Cooktops RCS3614L (electric) SCS3614L (gas)

- Porcelain SpillGuard™ cooktop—raised edge helps contain spills
- High-speed coil elements (RCS3614L)
- 12,500 BTU Power™ burner (SCS3614L)
- Porcelain-coated cast-iron grates (SCS3614L)

Lowe's Price \$ \_\_\_\_\_ / \$ \_\_\_\_\_



### Dishwasher DU945PWP

- ENERGY STAR® qualified
- 5 Level direct feed Power Clean™ wash system with hard food disposer
- AnyWare™ silverware basket for 100% usable space in the lower rack
- 3-position adjustable upper rack
- 4 Hour Delay Wash option



### Slide-in electric range GY396LXP

- 4.3 cu. ft. oven capacity
- AccuBake® heat distribution system—surrounds foods with even temperatures for consistent results every time
- Ceramic glass CleanTop® system
- Delay Bake

Lowe's Price \$ \_\_\_\_\_



### Single oven RBS305PD

- 4.3 cu. ft. oven capacity
- AccuBake® heat distribution system—surrounds foods with even temperatures for consistent results every time
- EZ-Touch™ 300 controls with child lockout

Lowe's Price \$ \_\_\_\_\_

27" Single oven RBS275PD with similar features \$ \_\_\_\_\_



### Slide-in gas range GW395LEP

- 4.3 cu. ft. oven capacity
- 14,000 & 12,000 BTU Power™ burners
- Sealed gas burners with porcelain-coated cast iron grates

Lowe's Price \$ \_\_\_\_\_



### Side-by-side refrigerator EDSPEHXN

- ENERGY STAR® qualified
- 25.3 cu. ft. capacity
- 6 month UltraEase™ II filtration system
- EZ-Touch™ ice and water dispenser
- Adjustable clear gallon door bins

Lowe's Price \$ \_\_\_\_\_



Available Colors: White Black Biscuit Stainless Steel Satina™ Stainless Look Finish

**Bold Type** Indicates step-up features from previous package.





## Whirlpool® Chef's Kitchen Appliance Package Options



### Combination oven GMC305PD

- 4.3 cu. ft. lower oven capacity
- AccuBake® heat distribution system (lower)—surrounds foods with even temperatures for consistent results every time
- 900 Watts microwave upper oven cooking power

Lowe's Price \$ \_\_\_\_\_

27" Combo oven GMC275PD with similar features \$ \_\_\_\_\_



### Double oven GBD307PD

- 4.0/4.3 cu. ft. upper/lower oven capacity
- Convection fan system (upper)—provides faster and more uniform cooking
- EZ-Touch™ 400 controls with child lockout

Lowe's Price \$ \_\_\_\_\_

27" Double oven GBD277PD with similar features \$ \_\_\_\_\_



### Single oven GBS307PD

- 4.0 cu. ft. oven capacity
- Convection fan system
- EZ-Touch™ 400 controls with child lockout
- Custom Broil

Lowe's Price \$ \_\_\_\_\_

27" Single oven GBS277PD with similar features \$ \_\_\_\_\_



### 30" Cooktops GJC3034L (electric) GLT3034L (gas)

- CleanTop® ceramic glass surface (GJC3034L)
- 6"/9" High-speed radiant dual element
- 4 Sealed burners (GLT3034L)

Lowe's Price \$ \_\_\_\_\_/\$ \_\_\_\_\_



### 36" Cooktops

- GJC3634L (electric)
- GLT3615L (gas)
- AccuSimmer® element (GJC3634L)
- 12,500 BTU Power™ burner (GLT3615L)—instantly delivers high-heat cooking power
- 5th Burner (GLT3615L)

Lowe's Price \$ \_\_\_\_\_/\$ \_\_\_\_\_



GJC3634L also available in Pure Biscuit or Pure White



### Slide-in electric range GY396LXP

- 4.3 cu. ft. oven capacity
- AccuBake® heat distribution system—surrounds foods with even temperatures for consistent results every time
- Ceramic glass CleanTop® system
- Delay Bake

Lowe's Price \$ \_\_\_\_\_



### Slide-in gas range GW395LEP

- 4.3 cu. ft. oven capacity
- 14,000 & 12,000 BTU Power™ burners
- Sealed gas burners with porcelain-coated cast iron grates

Lowe's Price \$ \_\_\_\_\_



### Microwave hood combination (MHC) GH8155XJ

- 1000 Watts cooking power
- Sensor cooking cycles
- Bi-level rack
- Stoppable, sunken glass turntable

Lowe's Price \$ \_\_\_\_\_



### Dishwasher GU2400XTP

- ENERGY STAR® qualified
- Load tall and odd shaped items in both racks with the Load Logic™ 1 rack system
- Flip-away plate holder
- 5 Level direct feed SheerClean™ wash system with Automatic Purge Filtration
- NEW Glass Xpress™ cycle
- Quiet Partner® III system

Lowe's Price \$ \_\_\_\_\_



### Side-by-side refrigerator GDSRHAXN

- ENERGY STAR® qualified
- In-Door-Ice® ice dispensing system—moves the ice bin to the door, making enough room for 8 more frozen pizzas\*
- SideWise™ electronic controls
- (2) Tilt-out freezer door bins
- 6 Month UltraEase™ II filtration system

Lowe's Price \$ \_\_\_\_\_



### Side-by-side refrigerator GDSPHAXM

- ENERGY STAR® qualified
- In-Door-Ice® ice dispensing system—moves the ice bin to the door, making enough room for 8 more frozen pizzas\*
- Factory-installed brushed aluminum trim kit
- Egg bin and wine rack included

Lowe's Price \$ \_\_\_\_\_



\* Space advantage in Whirlpool® 25/26 cu. ft. models compared to same-sized Whirlpool® models with conventional ice makers.



## Whirlpool® Gourmet's Kitchen Appliance Package Options



### Combination oven GSC308PJ

- 4.0 cu. ft. lower oven capacity
- Convection fan system (lower)
- Convection (upper)
- SpeedCook (upper)—cooks foods rapidly

Lowe's Price \$ \_\_\_\_\_



### Double oven GBD307PD

- 4.0/4.3 cu. ft. upper/lower oven capacity
- Convection fan system (upper)—provides faster and more uniform cooking
- EZ-Touch™ 400 controls with child lockout

Lowe's Price \$ \_\_\_\_\_

27" Double oven GBD277PD with similar features \$ \_\_\_\_\_



### Single oven GBS307PD

- 4.0 cu. ft. oven capacity
- Convection fan system
- EZ-Touch™ 400 controls with child lockout
- Custom Broil

Lowe's Price \$ \_\_\_\_\_

27" Single oven GBS277PD with similar features \$ \_\_\_\_\_



### 36" Cooktops GJC3634L (electric) GLT3615L (gas)

- (1) 6", (1) 7", (1) 8" and (1) dual 6/9" high-speed radiant elements (GJC3034L)—unique heat-conducting elements heat foods quickly and evenly
- Warm Zone element (GJC3634L)
- Sealed burners (GLT3615L)

Lowe's Price \$ \_\_\_\_\_/\$ \_\_\_\_\_



GJC3634L also available in Pure Biscuit or Pure White



### Slide-in electric range GY396LXP

- 4.3 cu. ft. oven capacity
- AccuBake® heat distribution system—surrounds foods with even temperatures for consistent results every time
- Ceramic glass CleanTop® system
- Delay Bake

Lowe's Price \$ \_\_\_\_\_



### Slide-in gas range GW395LEP

- 4.3 cu. ft. oven capacity
- 14,000 & 12,000 BTU Power™ burners
- Sealed gas burners with porcelain-coated cast iron grates

Lowe's Price \$ \_\_\_\_\_



### Microwave hood combination (MHC) MH1150M

- 1.5 cu. ft. capacity
- 1000 Watts cooking power
- Stoppable, sunken glass turntable—creates more usable cooking space for oversized dishes

Lowe's Price \$ \_\_\_\_\_



### Dishwasher GU2500XT

- ENERGY STAR® qualified
- 5 Level direct feed SheerClean™ wash system with Automatic Purge Filtration
- NEW AccuSense™ adaptive wash cycle for effortless cycle selection
- Load tall and odd shaped items with the Load Logic™ 2 rack system
- Quiet Partner® III system

Lowe's Price \$ \_\_\_\_\_



### Side-by-side refrigerator GS6SHEXN

- ENERGY STAR® qualified
- Electronic EZ-Touch™ dispenser with lockout and auto night light
- Add-a-Space™ drop-down shelf
- In-Door-Ice® ice dispensing system—moves the ice bin to the door, making enough room for 8 more frozen pizzas\*

Lowe's Price \$ \_\_\_\_\_



### DesignerFit™ Counterdepth refrigerator GC5SHEXN

- ENERGY STAR® qualified
- Fits flush with kitchen countertops
- In-Door-Ice® ice dispensing system—moves the ice bin to the door, making enough room for 8 more frozen pizzas\*
- 6 month PuR® water filtration system
- Quick Cool control

Lowe's Price \$ \_\_\_\_\_



### 30" Cooktops GJC3034L (electric) GLT3034L (gas)

- CleanTop® ceramic glass surface (GJC3034L)
- AccuSimmer® element (GJC3034L)
- Sealed burners (GLT3634L)—keep spills on the surface for quick clean-up

Lowe's Price \$ \_\_\_\_\_/\$ \_\_\_\_\_

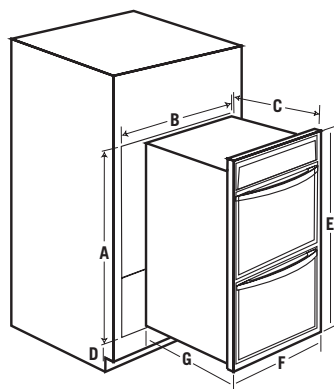


GJC3034L also available in Pure Biscuit or Pure White

\* Space advantage in Whirlpool® 25/26 cu. ft. models compared to same-sized Whirlpool® models with conventional ice makers.



# Appliance Specifications & Dimensions



## Built-in oven product and cutout dimensions

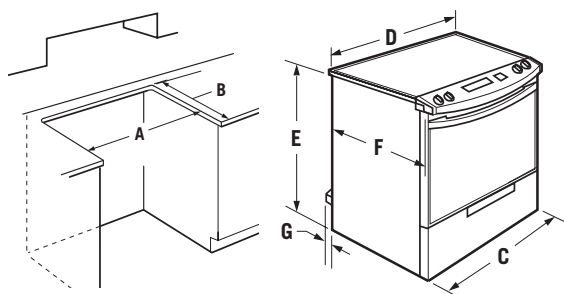
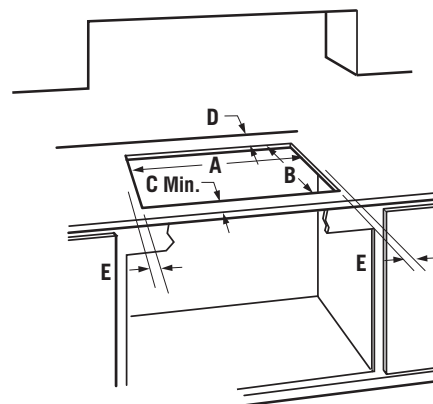
Models	Cutout dimensions			Product dimensions			
	Height	Width	Depth	Bottom of Cutout to Floor	Overall Height	Overall Width	Overall Depth*
<b>RBD275PD</b>	49-3/4"	25-1/2"	23-1/4"	14-3/4"	51"	26-3/4"	25-1/8"
<b>GBD277PD</b>	49-3/4"	25-1/2"	23-1/4"	14-3/4"	51"	26-3/4"	25-1/8"
<b>GMC275PD</b>	41-1/4"	25-1/2"	23-1/4"	19-1/4"	42-7/16"	26-3/4"	25-1/8"
<b>RBS275PD</b>	27-3/4"	25-1/2"	23-1/4"	32"	29"	26-3/4"	25-1/8"
<b>GBS277PD</b>	27-3/4"	25-1/2"	23-1/4"	32"	29"	26-3/4"	25-1/8"
<b>RBD305PD</b>	49-3/4"	28-1/2"	23-1/4"	14-3/4"	51"	29-3/4"	25-1/8"
<b>GMC305PD</b>	41-1/4"	28-1/2"	23-1/4"	19-1/4"	42-7/16"	29-3/4"	25-1/8"
<b>RBS305PD</b>	27-3/4"	28-1/2"	23-1/4"	32"	29"	29-3/4"	25-1/8"
<b>GBD307PD</b>	49-3/4"	28-1/2"	23-1/4"	14-3/4"	51"	29-3/4"	25-1/8"
<b>GBS307PD</b>	27-3/4"	28-1/2"	23-1/4"	32"	29"	29-3/4"	25-1/8"
<b>GSC308PJ</b>	41-1/4"	28-1/2"	23-1/4"	19-1/4"	42-7/16"	29-3/4"	25-1/8"

\*Including handle.

## Cooktop cutout dimensions

Models	Width	Depth	Minimum Clearance	Minimum Clearance	Under Counter Clearance
	A	B	C	D	E
<b>RCC3024L</b>	29-1/2"	20-1/2"	2-1/8"	2-7/8"	5-5/8"
<b>RCS3614L</b>	35"	18-5/8"	2-1/8"	2-7/8"	5-5/8"
<b>GJC3034L</b>	29-1/2"	20-1/2"	2-1/8"	2-7/8"	5-5/8"
<b>GJC3634L</b>	35-1/2"	20-1/2"	2-1/8"	2-7/8"	5-5/8"
<b>SCS3014L</b>	29"	19"	2-1/8"	2-7/8"	5-5/8"
<b>SCS3614L</b>	35-1/4"	19"	2-1/8"	2-7/8"	5-5/8"
<b>GLT3034L</b>	29"	19"	2-1/8"	2-7/8"	5-5/8"
<b>GLT3615L</b>	35-1/4"	19"	2-1/8"	2-7/8"	5-5/8"

Electric  
Gas

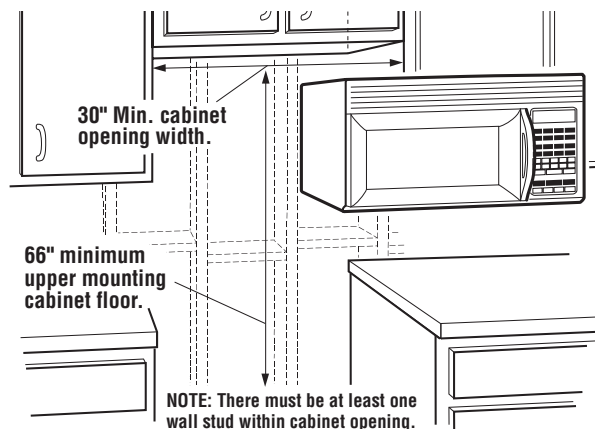


## Slide-in range product and cutout dimensions

Models	Cutout dimensions			Product dimensions			
	Width	Depth	Width	Cooktop Width	Cooktop Height	Depth	Depth w/handle
<b>GY396LXP</b>	30-3/8"	22-15/32"	29-7/8"	30-11/16"	35-5/8"	23 1/2"	26"
<b>GY398LXP</b>	30-3/8"	22-15/32"	30"	30-3/4"	36"	22-1/2"	26-7/8"
<b>GW395LEP</b>	30-3/8"	24"	29-7/8"	30-11/16"	35-5/8"	23 1/2"	27-3/4"

## Microwave/hood combination product and cutout dimensions

Models	Width	Height	Depth
<b>MH1150XM</b>	29-15/16"	16-1/4"	15-3/8"
<b>GH8155XJ</b>	29-15/16"	16-15/16"	15-7/16"

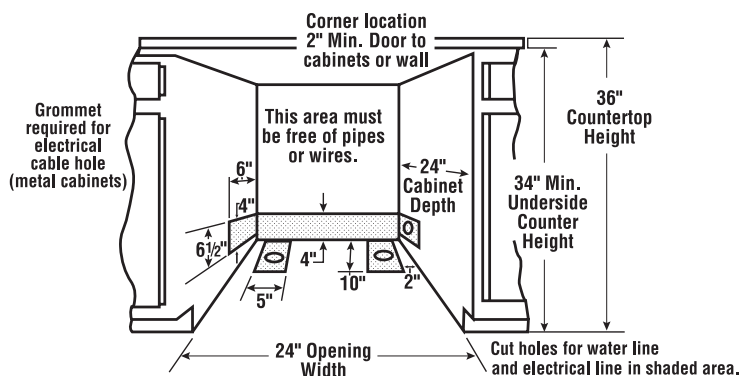
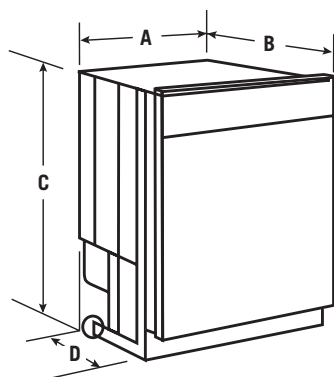


NOTE: There must be at least one wall stud within cabinet opening.



## Dishwasher product and cutout dimensions

Models	Width A	Depth B	Height C	Depth less Hardware D
<b>DU945PWP</b>	23-7/8"	24"	33-7/8"-34-3/8"	20-3/4"
<b>GU2400XTP</b>	23-7/8"	24-7/8"	33-7/8"-34-1/2"	20-3/4"
<b>GU2500XTP</b>	23-7/8"	24-7/8"	33-7/8"-34-1/2"	20-3/4"



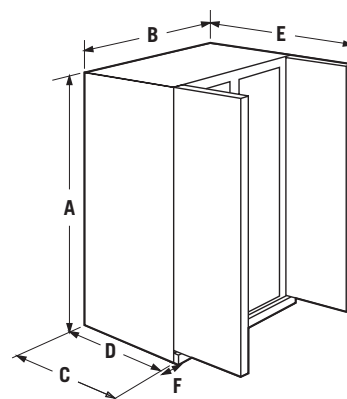
## Side-by-side refrigerator product dimensions

Models	A Height Overall (TOC)	B Cabinet Width	C Depth Including Handles	D Depth Less Door and Base Grille	E Depth Extreme Swing of Door	F Width Side to Wall
<b>ED5FHEXN</b>	68-7/8"	35-1/2"	33-3/4"	29-1/4"	49-7/8"	11/16"
<b>GD5RHAXN</b>	69-3/4"	35-1/2"	33-3/4"	29-1/4"	49-7/8"	n/a
<b>GD5PHAXM</b>	69-3/4"	35-1/2"	33-1/2"	29-1/4"	50"	n/a
<b>GC5SHEXN</b>	71-1/2"	35-5/8"	29-7/8"	24"	45-3/8"	—
<b>GS6SHEXN</b>	68-7/8"	35-1/2"	35-1/4"	29-1/4"	50"	7/8"

TOC - Top of Cabinet.  
Add 7/8" for hinge cover

Minimum width of any doorway refrigerator must pass through

Min. clearance from side of refrigerator to wall (allows door to open to 90°)



### Lowe's® store information



www.lowes.com



Location \_\_\_\_\_ Product Desired \_\_\_\_\_  
 Phone Number \_\_\_\_\_ Date \_\_\_\_\_  
 Sales Associate \_\_\_\_\_ Notes \_\_\_\_\_

### Whirlpool® Package Price:

See your Lowe's Sales Associate for details and pricing. See appliance catalog for measurements and cut-out dimensions of freestanding and built-in appliances. ©Registered trademark /™Trademark of Whirlpool, U.S.A. All rights reserved.  
 ©2004 Whirlpool Corporation www.whirlpool.com Form No. WWXL111-LOWE Printed in U.S.A. 6/04



Approved by Lowe's

